
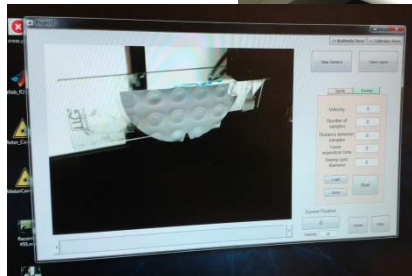

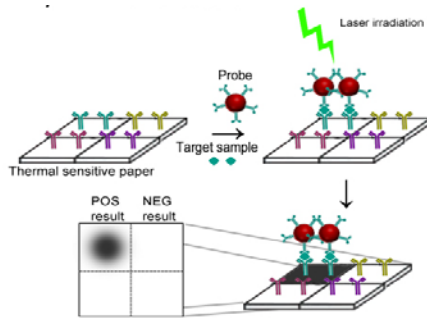


1. FINAL PUBLISHABLE SUMMARY REPORT



Figures 1 and 2. Materials used to make the mock ups (Fig. 1) and Mock ups made over glass (Fig. 2).



Figures 3-5. Photothermal nanobiosensor (Fig 3), Laser setup with a membrane being analysed (Fig 4), software window developed in this project (Fig 5).