

ACCOMPANY



DELIVERABLE 7.1

Website Set-up

Project no: 287624
Project acronym: ACCOMPANY
Project title: Acceptable robotiCs COMPanions for AgeiNg Years

7th FRAMEWORK PROGRAMME

ICT Call 7 - Objective 5.4 for Ageing & Wellbeing

Doc. Status: Completed

Doc. Nature: Short Report

Version 1.1

Actual date of delivery: Month 3

Contractual date of delivery: Month 3

Project start date: 01/10/2011

Project duration: 36 months

Approver:

DOCUMENT HISTORY

Version	Date	Status	Changes	Author(s)
1.0	20-12-2011	Draft	Initial Draft	Sinead Gorham Farshid Amirabdollahian
1.1	13-03-2012	Reviewed as complete	Final review	Ulrich Reiser

AUTHORS & CONTRIBUTERS

Partner Acronym	Partner Full Name	Person
UH	University of Hertfordshire	Farshid Amirabdollahian Sinead Gorham
<u>Contributors:</u>		
Fraunhofer	Fraunhofer	Ulrich Reiser

1 SHORT REPORT	4
2 WEBSITE CONTENT	4
2.1 <i>Website structure</i>	4
2.1.2 <i>Drupal</i>	4
2.1.3 <i>Site Image</i>	4
2.1.4 <i>Logos</i>	5
3 EXTERNAL USERS VIEW	5
4 INTERNAL USER FUNCTIONS	7
5 CONCLUSION	8
6 REFERENCES	9

1. Short Report Website set-up

This short report discusses the ACCOMPANY website set-up <http://accompanyproject.eu/>

The project webpages serve as a means for continuous dissemination of information to the public, as well as serving an important internal role for knowledge dissemination and sharing among the project participants and all project stakeholders. The website is a key tool for the visibility of the project, and the first place where our stakeholders look for information. With this in mind the project management team ensured the site was up and running as early as possible (within the first month of the project kick-off meeting) and will remain regularly updated throughout the lifetime of the project. We aim to post regularly on press releases, conferences, publications, dissemination activities and other relevant material.

2. Website Content

2.1 The Website Structure

The site <http://accompanyproject.eu/> is registered under the .eu domain: so it establishes European identity on the Internet.


2.1.2 Drupal

We have used Drupal (an existing open source content management platform) to ensure simplicity, to facilitate navigation and to make the site easier to maintain. Drupal powers millions of websites and applications & is built, used, and supported by an active and diverse community of people around the world.< <http://drupal.org/> >

2.1.3 Site Image

The site home page uses a series of images of the robot assisting elderly users with tasks to clarify the goals of the projects for visitors to the site. The project acronym and its definition are clearly displayed in the Header, as is the project logo.


(Image 1)



2.1.4 Logos

The links/logos to the specific funding programme (FP7 CORDIS ICT website, <http://cordis.europa.eu/fp7/ict/>) and to the European Commission Information Society on Europa & the ICT for Inclusion unit logo2 are clearly displayed in the footer of the homepage.

(Image 2)

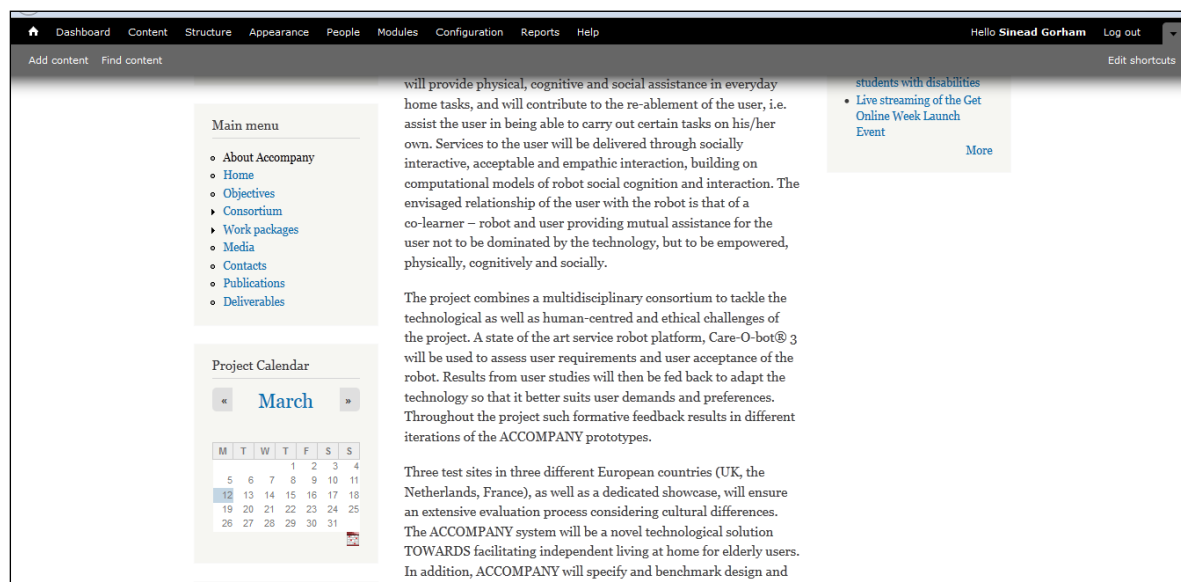


3. External Users View

The website has been divided into a series of tabs which are listed in the header for clarity.

There is a **Main Menu** on the left hand side with a dropdown list for ease of navigation.

(Image 3)



We have briefly summarised the contents of each tab for **external users** of the site in the subsequent pages.

About ACCOMPANY: Gives the user a description/ introduction to the project.

Home: Offers updates on any recently posted items.

Objectives: Outlines & illustrates the proposed development of the project, through formative evaluations and summative evaluation phases, through to the achievement of the project milestones.

Consortium: This tab links to individual project partners; giving information on their role in the project; their expertise for ACCOMPANY & listing the key personnel involved (and their personal interests.)

Work packages: A breakdown of the areas of work the project will focus on.

WP1 -User requirement analysis & scenario definition

WP2 -Social and empathic interaction design

WP3 -Robot Learning and Adaptive Interaction

WP4 -Environment & Activity Monitoring

WP5 -Integration and Showcase

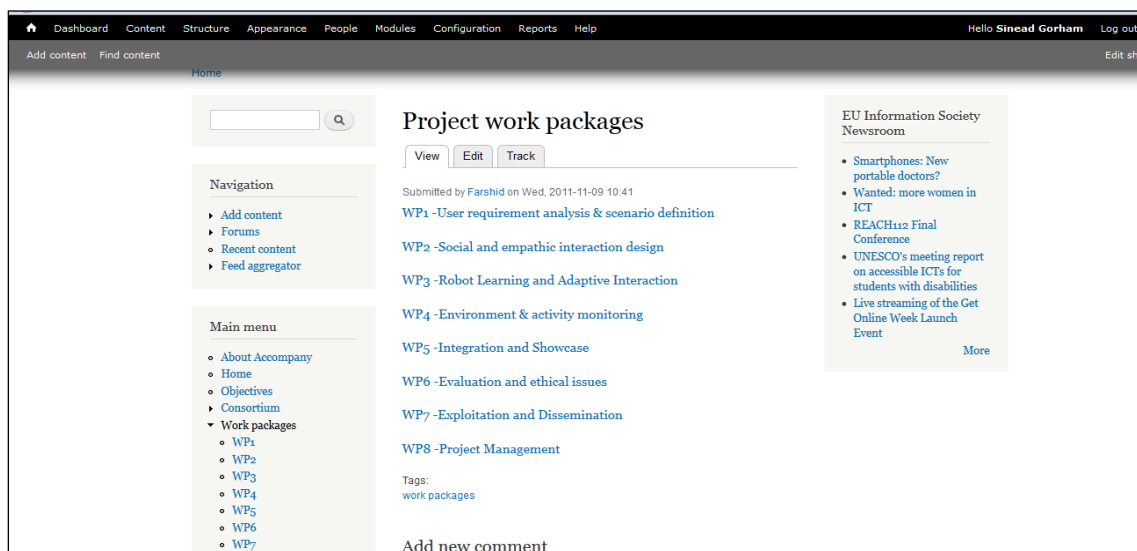
WP6 -Evaluation and Ethical Issues

WP7 -Exploitation and Dissemination

WP8 -Project Management

Users can click on the links to find a more detailed outline of the aim of each work area divided by Work Packages1-8 as titled above.

(Image 4)



Media: A dedicated page for any project press coverage or upcoming events the project is involved in.

EU News: There is a link to the EU ICT news RSS feed, which is updated hourly.

Contacts: A page providing Project Coordinator (UH) contacts information.

Publications: This page provides an overview of the publications produced in the context of the Project.

Public Deliverables: This area will be for public reported deliverables.

Project Calendar: A monthly display of events/meetings the project is involved in.

4. Internal User functions

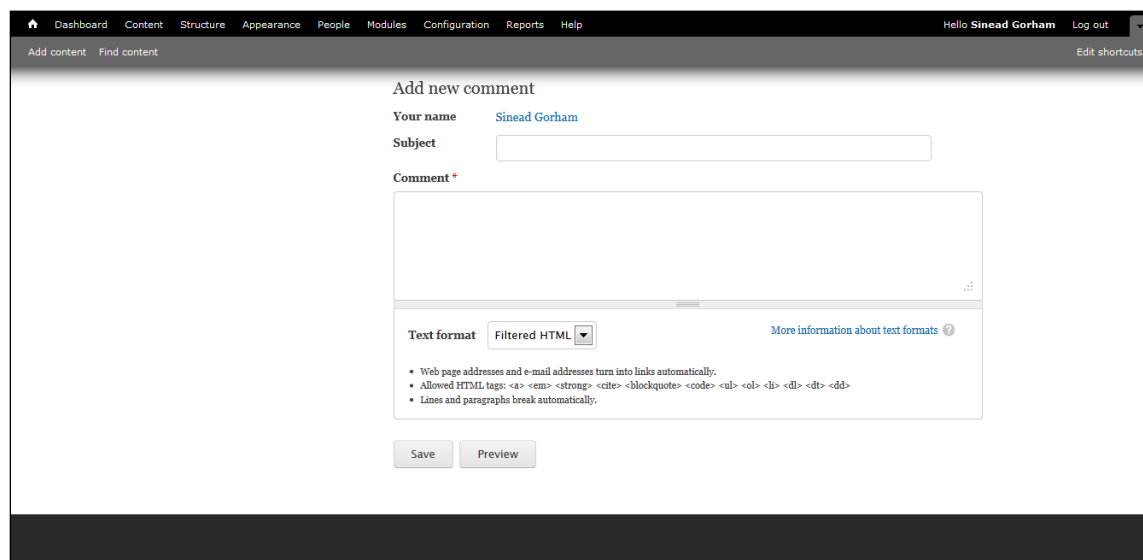
The project site has a dual capacity so that anonymous/external users can register to the site (with username and password) and log on. The Project management team monitors this usage and can track page visits and content added. Once logged on there are a number of other functions available to the user such as:

Forums: There is a general discussion forum for registered users to discuss items related to the project.

Online view: Participants can view who is new to the site or currently online.

Threads: Participants have the possibility to post comments to any current articles/pages.

(Image 5)



The screenshot shows a web interface for adding a new comment. At the top, there is a navigation menu with items: Dashboard, Content, Structure, Appearance, People, Modules, Configuration, Reports, and Help. On the right side of the menu, it says 'Hello Sinead Gorham' and 'Log out'. Below the menu, there are links for 'Add content' and 'Find content', and an 'Edit shortcuts' link. The main content area is titled 'Add new comment'. It includes a 'Your name' field with the value 'Sinead Gorham', a 'Subject' text input field, and a 'Comment' text area. Below the text area is a 'Text format' dropdown menu set to 'Filtered HTML', with a link for 'More information about text formats'. A list of allowed HTML tags is shown:

- Web page addresses and e-mail addresses turn into links automatically.
- Allowed HTML tags: <a> <cite> <blockquote> <code> <dl> <dt> <dd>

- Lines and paragraphs break automatically.
At the bottom of the form are 'Save' and 'Preview' buttons.

5. Conclusion

To conclude the ACCOMPANY project management team ensures the website link is included in all our communication & promotional materials. We recognise the website is a key tool for the visibility of the project, and the first place where our stakeholders look for information. With this in mind the project management team will ensure its continued updating with relevant project information.

6. References

1. www.accompanyproject.eu [accessed January 2012]
2. <http://drupal.org/> [accessed January 2012]

Project Acronym: ACCOMPANY

Project Title: **Acceptable robotiCs COMPanions for AgeiNg Years**

EUROPEAN COMMISSION, FP7-ICT-2011-07, 7th FRAMEWORK PROGRAMME
ICT Call 7 - Objective 5.4 for Ageing & Wellbeing

Grant Agreement Number: 287624

